

Toorak Village

Economic Snapshot: July – September 2024 (Q3 2024)

How are we spending our money?

Spend in Toorak Village has fallen slightly over the winter months but is still performing equal to or better than the same quarter of last year. Night-time spend is down the most compared to the other commercial precincts. Growth is steady against last year, with July, August and September all drawing in \$0.25M - \$1M more than the same months of 2023. Vacancies have tipped into double figures at 11.02%, but are not concentrated in any one area of the precinct. Fridays and Saturdays are the busiest footfall days, although the highest spend day remains on Thursdays.

Total local spend

\$81M

↓ down 2.87% from Q2

Night-time spend

\$10M

↓ down 8.59% from Q2

(Makes up 12.07% of total local spend)

\$ breakdown of total local spend:

Visitors (non-Stonnington residents)

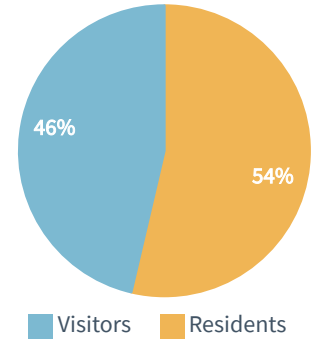
\$37.36M

Other Stonnington residents

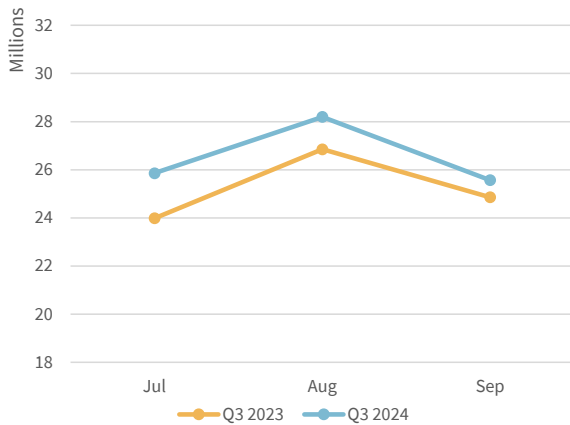
\$20.95M

Toorak residents

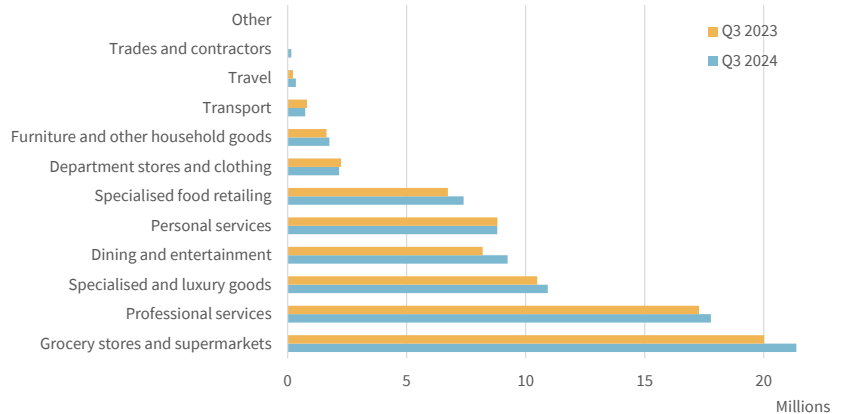
\$22.32M



Q3 2023 to Q3 2024 monthly spend



Q3 2023 to Q3 2024 category spend



Vacancies

11.02%

↑ up 4.24% from Jan 2024

Business activity

20

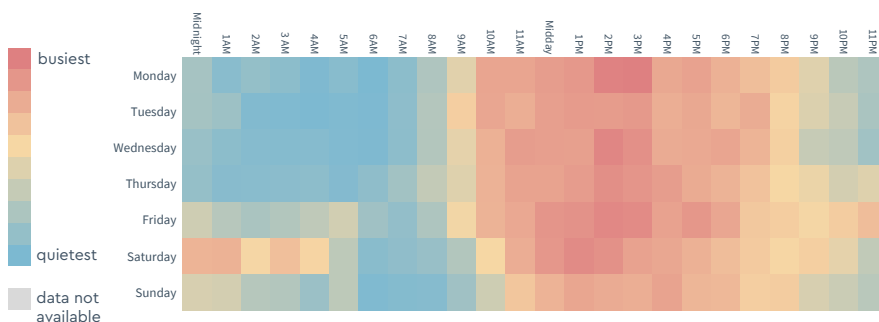
new businesses opened since Jan 2024

Rush hour

2PM

busiest time of the day

When are the busiest times for pedestrians?



What day are people spending the most?

