

# Towards a circular economy: Our future waste strategy 2022–2025



City of  
STONNINGTON



---

## **Contents**

<b>2</b>	<b>Mayor's message</b>
<b>4</b>	<b>Executive Summary</b>
<b>6</b>	<b>Introduction</b>
<b>18</b>	<b>Our city</b>
<b>20</b>	<b>Our waste profile</b>
<b>32</b>	<b>Our waste strategy</b>
<b>35</b>	<b>Priority 1. Avoid and reduce waste</b>
<b>36</b>	<b>Priority 2. Reuse for as long as possible</b>
<b>37</b>	<b>Priority 3. Recover and make waste history</b>
<b>38</b>	<b>Our action plan</b>

---

## **We are a city committed to positive environmental change through championing waste reduction and initiatives to increase resource recovery.**

We are committed to protecting biodiversity, taking climate action and pursuing eco-friendly ways of living, guided by the United Nations Sustainable Development Goals\*

- Pursue more eco-friendly ways of living, by reducing our impact on the Earth through improved waste management, energy consumption and low-emission forms of transport.

---

### **Acknowledgement of Traditional Owners**

We acknowledge we are meeting on Traditional Lands of the Wurundjeri Woi Wurrung and Bunurong peoples of the East Kulin Nations and pays respect to their Elders past, present and emerging.

We extend that respect to all Aboriginal and Torres Strait Islander peoples. We acknowledge their living connection to Country, relationship with the land and all living things extending back tens of thousands of years.

# Mayor's message





**As a Council, one of our key responsibilities is to collect and process waste for our community. How we do this has changed over time, from simply collecting and dumping waste in landfill, to a service where our focus is on recovering resources that can be used again and again.**

How we manage waste continues to evolve and, with our resident population expected to increase by more than 20,000 by 2031, we are acting now to develop systems, resources and processes to ensure waste materials are seen as a valuable resource - moving away from the traditional, 'make, use, dispose' model towards a circular system.

Our new *"Towards a circular economy: Our future waste strategy 2022–2025"* is the next step in our sustainability journey and, for the next three years, will guide how we manage waste and move towards a circular system – with priorities and actions to help us avoid, reduce, reuse - and keep as much waste out of landfill as possible.

Already we have come a long way. For example, through changes to our kerbside collection service we are keeping valuable organic materials out of landfill and turning them into compost, used to help farmers grow food crops.

The way we think about waste is changing and we are at the start of a significant change process driven by federal and state government waste reform, increasing costs and our climate emergency response. Through the overarching principles, priorities and actions contained in this Strategy we are well-placed to future proof our waste service and transition to a circular economy.

But we can't do it alone, and are going to need a joint effort with our community, state and federal governments, industry and other local governments to realise the aspirations of our Strategy.

In late 2021, we delivered our first long-term Community Vision 2040, containing the community priority: *"pursue more eco-friendly ways of living, by reducing our impact on the Earth through improved waste management, energy consumption and low-emission forms of transport."* This Strategy will do just that and, by reducing waste and recovering resources, will help us work towards our target of a zero carbon Stonnington by 2030.

We are pleased to deliver our *"Towards a circular economy: Our future waste strategy 2022–2025"* to support the aspirations of the Community Vision and our Climate Emergency Action Plan, and guide how we manage waste now and into the future.

**Jami Klisaris**  
Mayor, City of Stonnington

# Executive Summary



## We are at the start of a momentous transformation.

There are many factors driving our waste transformation - our own climate emergency response and sustainability commitments, federal and state government waste reforms, increasing costs, closing landfills, population growth, an increasingly engaged community and a global pandemic.

A circular economy sees waste as a valuable resources and makes the most of them for as long as possible. To move to a circular economy we need to redesign our systems and rethink how we use resources. Our focus needs to change to making the most of materials, keeping them in the 'loop' for as long as possible and avoiding creating waste in the first place.

While continuing to improve our waste services and infrastructure, and educating and engaging the

community remain key focus areas, this strategy sets us up to be a leader in a circular economy.

This strategy outlines our pathway towards reimagining resources as valued materials through a series of principles, priorities and actions aligned with international best practice to transitioning to a circular economy and the waste hierarchy.

There is a lot of change on the way and a lot of work to do. We are going to need a joint effort – across households, businesses, state and federal governments, industry and local governments.

**We will take the lead to innovate, be bold, take action and take responsibility for current and future generations.**

### PRINCIPLES

- » Leadership
- » Rethink and redesign our systems to support a circular city
- » Create a positive environmental impact
- » Work together for change

### PRIORITIES

1. Avoid and reduce waste
2. Reuse for as long as possible
3. Recover and make waste history

### ACTIONS

1. Implement Recycling Victoria reforms
2. Increase food and green waste recovery
3. Futureproof waste services and infrastructure
4. Manage residual waste
5. Empower our community
6. Drive Council policy reform
7. Advocate to federal and state governments
8. Transition to a circular economy

# Introduction

## The way we think about waste is changing.





---

**We are moving away from the traditional, unsustainable, ‘make, use and dispose’ system towards a circular system that redefines waste by making the most of resources for as long as possible, then reusing, repairing and recovering to keep giving life to materials so that they do not end up in landfill.**

While we have been working to avoid waste and maximise resource recovery in Stonnington for many years, through our waste service, infrastructure and education and behaviour change initiatives. We have started to rethink and redesign our systems and processes to shift into a new circular way of thinking about waste and resources, the ‘circular economy’. The first step in this process is to avoid waste in the first place.

As a large consumer of goods, materials and services, the City of Stonnington plays a key role in supporting a circular economy and markets for recycled materials. We have already made progress:

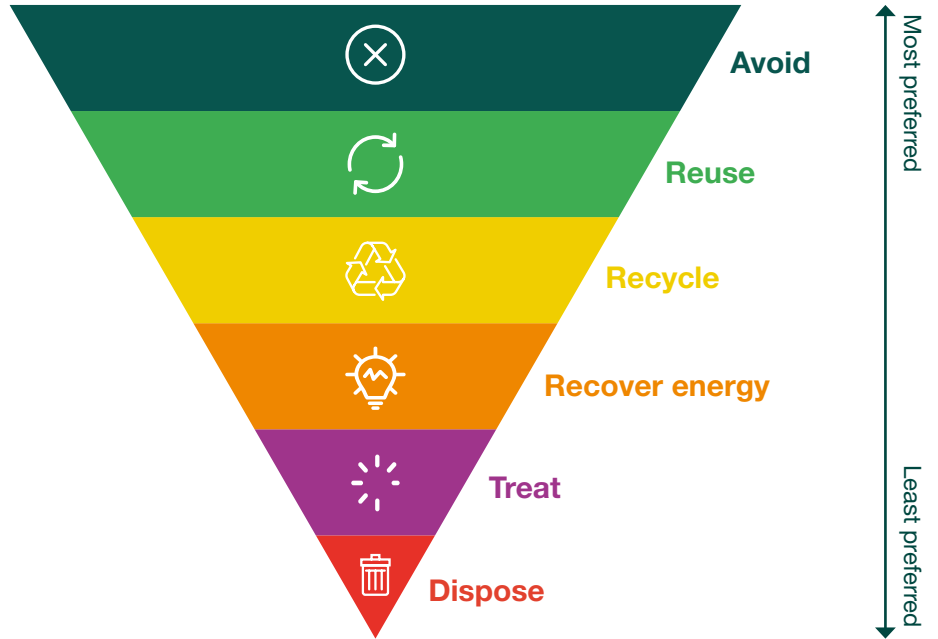
- » food and green waste collected through our kerbside service is composted and reused by Victorian farmers to produce food
- » soft plastics are in the asphalt used in our road resurfacing program
- » recycled materials are used for decking, street furniture and many other applications across the city.

Our community is also well along the path to a circular economy, driving or participating in initiatives to swap and share – including online marketplaces, the Stonnington toy library and bike share schemes.

## The waste hierarchy

The waste hierarchy is commonly used to illustrate the preferred order of waste management practices, from most to least preferred, with avoidance being the most preferred and disposal being the least.

The priorities and actions in this strategy align with the waste hierarchy: **avoidance first followed by reduction and reuse, then recycling, treatment and finally disposal.**



## Stonnington strategic context

**Our vision for Stonnington is to be a safe, inclusive and creative city; one where we celebrate our people, history and culture, and embrace a healthy and sustainable way of life.**

*The Council Plan 2021–2025, Climate Emergency Action Plan 2021–2024 and Sustainable Environment Strategy 2018–2023 clearly outline our commitment to strong action to avoid and reduce waste and reuse and recover resources. This strategy provides a detailed plan to achieve a low waste future and a circular economy.*

## Drivers for change

### Transitioning to a circular economy

**In a circular economy, there is no waste. Rather, all components of a product maintain their highest value, feeding into other product or processes in infinite cycles.**

Transitioning to a circular economy is about changing the way we think about waste by prioritising waste avoidance and maximising reuse, repurposing, repair, recovery and recycling. It is about managing our assets so that they last longer and purchasing products that last, repairing and upgrading items so they can be reused, resold and broken down and using these materials to re-manufacture new products.

The circular economy is built around three internationally agreed key principles:

1. Design out waste and pollution
2. Keep products and materials in use at their highest possible value
3. Regenerate natural systems.

Transitioning to a circular economy plays a key role in our climate emergency response. A circular economy uses fewer resources and less energy while regenerating nature and avoiding waste, pollution and biodiversity loss. A circular city provides economic benefits through its focuses on local systems, creating local material loops and supporting local jobs.

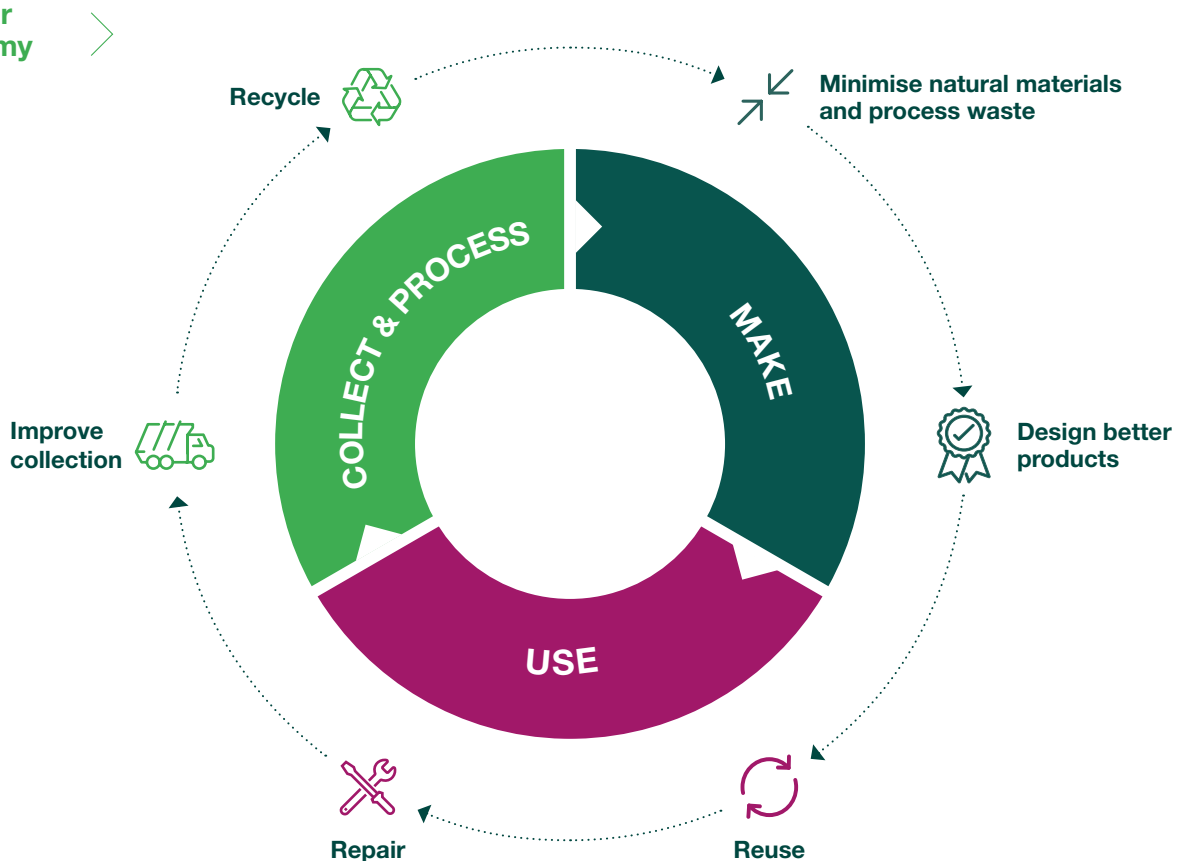
Although the circular economy is closely linked to waste, it is best seen as a broader strategy that looks at all

economic activity through a circular principles lens. Examples of this are moving from fossil fuelled energy to renewable resources, car share initiatives and sharing products and services. As we grow in this area, there is an opportunity to develop a broader circular economy strategy in the future. This strategy forms an important first step.

We are not the only ones heading in this direction. Both federal and state government waste and recycling policies are directed towards a circular economy.

In 2030, we will all be sharing, reusing and repairing products in our circular economy, avoiding waste and processing costs, reducing greenhouse gas emissions, regenerating nature and supporting a thriving local economy.

### Circular Economy



## Community attitudes

**Our community's desire for best practice waste management and a low waste future is clear.**

In developing this strategy, we have drawn on feedback from our Climate Emergency Action Plan, Council Plan and Community Vision. Further consultation has affirmed these insights. Key themes from the consultation are:

- » Zero waste to landfill
- » Standard bin lid colours
- » Action on single-use plastics
- » Waste reduction, reuse and repair
- » Business and construction recycling
- » Composting and food waste collection, especially for apartments
- » Leadership and guidance
- » Greater recycling opportunities for non-kerbside recyclables
- » Educating and empowering the community
- » Clean environments and public spaces

## Waste reform

### United Nations

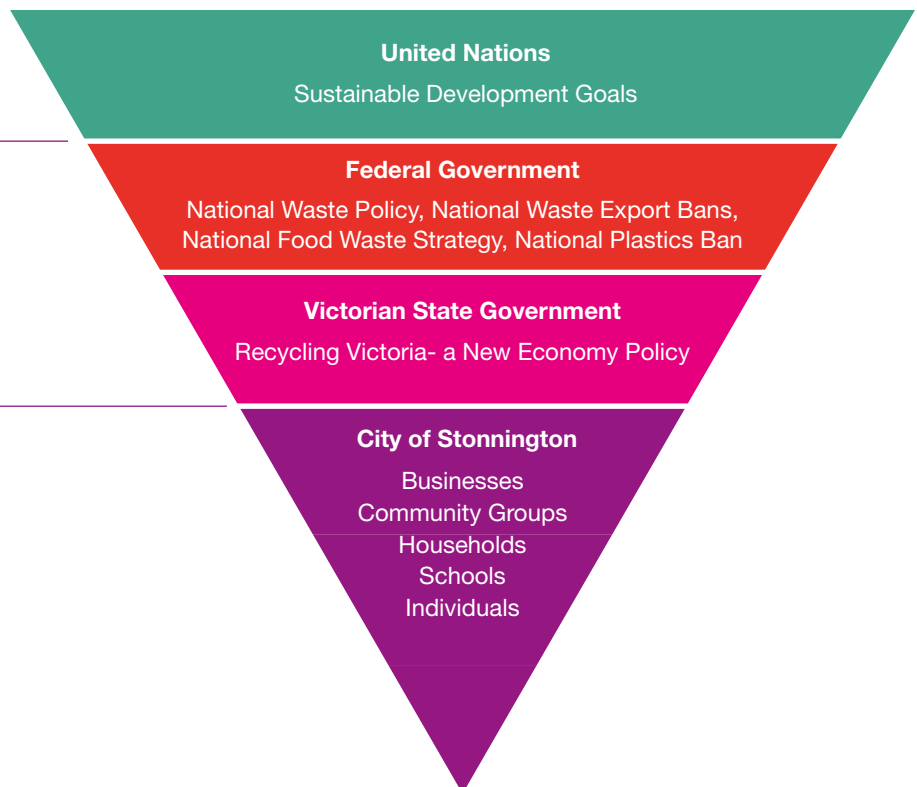
Goals  
Policy

### Federal Government and Victorian State Government

Policy  
Regulation  
Legislation

### City of Stonnington

Implementation  
Service provision  
Behavioural change



---

## A national reform agenda

**A wide range of policies, strategies and initiatives are driving waste reform in Australia. The strategic direction, actions and targets in this strategy align the Australian Government's approach.**

---

### National Waste Policy



The policy lists five key principles to achieve sustainable waste management and transition towards a circular economy:

1. Avoid Waste
2. Improve Resource Recovery
3. Increase use of recycled material and build demand for recycled products
4. Better manage materials flows
5. Improve information to support innovation, guide investment and enable informed consumer decisions.

---

### National Waste Export Bans



In 2020, legislation banning exports of unprocessed waste via the *Recycling and Waste Reduction Act 2020* was passed. This new law regulates the export of glass, plastics, tyres, paper and cardboard, and hazardous waste. Unprocessed materials cannot be exported, and materials must be ready for further use e.g. glass fines ready to be melted and remanufactured into new glass containers.

These bans have accelerated the development of local waste markets.

---

### National Food Waste Strategy



The National Food Waste Strategy aims to halve Australia's food waste by 2030. Many initiatives are already underway to tackle this issue, from food rescue groups, council food waste collection services, and industry investment in improving on-site processing and innovative secondary products from produce waste.

---

### National Plastics Plan



The National Plastics Plan brings together key actions to phase out problematic and unnecessary plastics through better design, a commitment to buy and use products from recycled materials, improved labelling and education to increase recycling and combat greenwashing, and collaboration with global partners, communities and industries to tackle plastic litter.

---

### Product Stewardship



Product stewardship recognises the shared responsibility of managing harmful impacts of products and materials. Extended producer responsibility schemes place the primary responsibility on producers, importers, and sellers of a product.

Some materials currently collected and recycled through a product stewardship scheme include tyres, paint, mobile phones, televisions, and fluorescent lights.

The Minister's Priority List identifies products and materials for consideration for product stewardship. Reviewed every year, the 2020–21 product list includes batteries, child car seats, electrical products, plastic oil containers, plastic microbeads and photovoltaic systems.

---

## A state reform agenda

The Victorian Government's reform agenda aims to strengthen the state's waste and recycling sector, and informs the actions and targets outlined in this strategy.

### RECYCLING VICTORIA

The Victoria Government's *Recycling Victoria – A New Economy Policy* was released in 2020. This 10-year action plan outlines systematic changes across all levels of the waste and recycling sector to transition to a circular economy.

Key actions include:

- » Four-bin household waste and recycling system, including standardised accepted materials and bin colours:

Bin	Lid colour	Time-frame
Glass	Purple	2027
Food and green waste	Lime green	2030
Mixed recyclables	Yellow	TBC
Residual waste	Red	TBC

- » Introduction of a container deposit scheme by 2023 to reduce litter and waste and increase resource recovery.
- » Establishment of a circular economy business innovation centre to help businesses reduce waste and transition to a circular economy.
- » Investment and grants to improve infrastructure to increase recycling and drive local markets to use recycled materials in products and civil works.
- » New waste authority to govern the waste and recycling sector.
- » Increasing the landfill levy.
- » Planning for waste to energy facilities, including the development of a waste to energy framework.

The Victorian Government has also identified priority materials for further research and development to find new domestic end markets: glass, organics, paper and cardboard, plastics, tyres and hazardous waste.


The *Circular Economy (Waste Reduction and Recycling) Bill 2021* provides the regulatory framework to enable more and better recycling, and less waste to landfill, including creating and regulating the container deposit scheme, standards for household bins, mandate access to glass, recycling, food and green waste, and residual waste services, mandatory reporting from all waste providers, and the establishment of a Recycling Victoria unit within the Department of Environment, Land, Waste and Planning (DELWP).

### Electronic waste (e-waste) ban

In 2019, to address the hazardous nature of electrical items in landfill and the high value of their component materials, the Victorian Government banned e-waste from landfill.

### Single-use plastics ban

The Victorian Government is building upon its plastic bag ban by banning the sale and supply of a range of single-use plastic items by 2023 including plastic straws, cutlery, plates, drink-stirrers, polystyrene food and drink containers, and cotton bud sticks.



## National and state waste and recycling targets

	Victorian Government	Australian Government
2021	<ul style="list-style-type: none"> <li>» Ban release of balloons</li> </ul>	<ul style="list-style-type: none"> <li>» Ban export of unprocessed waste plastic, paper, glass and tyres</li> </ul>
2022		<ul style="list-style-type: none"> <li>» Phase out expanded polystyrene (Styrofoam) for consumer packaging and food and beverage containers, non-certified compostable/oxo-degradable packaging, and PVC packaging labels.</li> </ul>
2023	<ul style="list-style-type: none"> <li>» Introduce container deposit scheme</li> <li>» Ban six single-use plastics: straws, cutlery, plates, drink-stirrers, expanded polystyrene food and beverage containers, cotton bud sticks</li> </ul>	<ul style="list-style-type: none"> <li>» A product stewardship scheme for Solar Panels to be operational</li> <li>» A product stewardship scheme for child car seats to be operational</li> </ul>
2024		<ul style="list-style-type: none"> <li>» Ban export of unprocessed paper and cardboard</li> </ul>
2025	<ul style="list-style-type: none"> <li>» Divert 72 per cent of waste from landfill</li> <li>» Reduce the volume of organic waste sent to landfill by 20 per cent</li> </ul>	<ul style="list-style-type: none"> <li>» Phase out problematic and unnecessary single-use plastics</li> <li>» 100 per cent of all packaging will be reusable, recyclable or compostable</li> <li>» 70 per cent of plastic packaging is recycled or composted</li> <li>» 50 per cent average recycled content will be included across all packaging</li> </ul>
2027	<ul style="list-style-type: none"> <li>» Every household has access to glass recycling service</li> </ul>	
2030	<ul style="list-style-type: none"> <li>» Divert 80 per cent of waste from landfill</li> <li>» Reduce total waste generated in Victoria by 15 per cent per capita</li> <li>» Halve the volume of organic waste sent to landfill</li> <li>» Every household has access to food and green waste recycling services or local composting</li> <li>» Standardise four stream waste services across all Victorian local governments</li> </ul>	<ul style="list-style-type: none"> <li>» Reduce total waste generated by 10 per cent per person</li> <li>» Halve the amount of organic waste sent to landfill</li> <li>» 80 per cent average resource recovery rate from all waste streams</li> </ul>



## Increasing costs

**In 2020/21, the City of Stonnington spent \$18 million on waste management services – kerbside waste collections and disposal, a twice-yearly hard waste service, managing street and park litter bins, running the Waste Transfer Station and waste education and engagement.**

Waste processing, collection and recycling costs have all increased in the past three years and are expected to continue to rise.

Sending material to landfill is significantly more expensive for the City compared to recycling and commercial composting. Particularly as the Victorian landfill levy is increasing. The *Recycling Victoria* policy increased the landfill levy from \$65.90 per tonne in 2019/20 to \$125.90 per tonne by 2022/23, an increase of 91 per cent. Recovering resources and avoiding waste to landfill will play a significant role in reducing waste management costs for the City of Stonnington and the community.

High rates of contamination in kerbside recycling bins also has a significant economic impact.

The City of Stonnington is financially liable if contamination rates exceed a baseline agreed with our recycling contractors. Based on our current contamination rate of 20 per cent, we could pay up to \$180,000 extra per year. Wide-reaching and effective waste education and engagement will help to ensure maximum resource recovery and the collection of high quality materials.

The City is also facing additional costs to deliver on the *Recycling Victoria* policy. The policy initiatives will have a significant financial impact due to costs to deliver an additional glass service, changeover bins and educate and engage the community on the changes. Further, we expect local governments will play a key role in supporting the implementation of the container deposit scheme and other state government initiatives, such as the single-use plastics ban.

The actions outlined in this strategy support waste avoidance and reduction, increase reuse and maximise resource recovery to reduce costs and ensure best value waste management in Stonnington.

## Alternatives to landfill

**Despite our efforts to avoid and reduce waste, increase reuse and maximise resource recovery through services, infrastructure and community education and engagement, there will still be some waste that cannot be recycled or recovered.**

Landfills are reaching capacity and closing, and no new landfills are being developed due to limited land availability, the high cost of operating and rehabilitating landfills and community expectations to increase resource recovery. This is driving a focus on finding alternatives to landfill and supporting new technologies and processes to help recover resources that would otherwise be thrown away.

One level before landfills on the waste hierarchy, Waste to Energy (WtE) facilities have the potential to replace landfills as the disposal method of choice for residual waste. WtE facilities are widely used globally, turning waste into fuel to generate electricity. The Victorian Government supports WtE and encourages 'appropriate waste to energy investment' that meets best-practice environmental protection, reduces greenhouse gas emissions, creates jobs and is complementary with the local community.

While the City will continue to focus on – and prioritise – waste avoidance, reduction, reuse and resource recovery, we will also begin exploring alternatives to landfill for residual waste to ensure a long-term waste solution.

## Climate change

**In 2021, Council adopted its first *Climate Emergency Action Plan*, outlining our pathway towards a zero-carbon, climate-ready future. The plan highlights waste as a climate issue. High levels of consumption and a 'take-make-dispose' mindset cause significant carbon emissions and negative environmental impacts through the extraction of raw materials to manufacture products and infrastructure – many of which are then sent to landfill.**

Waste currently makes up three per cent of Stonnington's community emissions. Though waste may appear to be a relatively small contributor to our emissions profile, 32 per cent of waste in Stonnington is from food. When organic waste decomposes in landfill, it produces methane, a greenhouse gas emission 30 times stronger than carbon dioxide. Reducing the amount of food waste sent to landfill will help meet our target of a zero carbon Stonnington by 2030.

## Challenges and opportunities

### Challenges

#### Population growth

The Stonnington population is projected to grow from 106,278 residents in 2021 to 143,257 by 2036. A growing population means more waste, which on our waste services and infrastructure.

Prioritising waste avoidance and reduction will help us meet the needs of a growing community.

#### Contamination

Contamination in recycling and food and green waste bins increase processing costs, lower the quality of the material collected and subsequently limit where the materials can be sent to be recycled or composted. Too much contamination also risks truck loads of materials being sent to landfill.

Education and behaviour change programs will be critical to address contamination issues in our kerbside bins. Information will need to be delivered to appeal to a wide range of audiences in a manner that is accessible, engaging and positively reinforces good waste practices.

#### Litter and illegal dumping

Litter, particularly single use plastics, can enter our natural environment and have a significant impact on plants, animals and the ecosystems that sustain them, as well as affecting the amenity of our city. The Victorian Government single-use plastic ban and the introduction of a container deposit scheme in 2023 will go some way to addressing litter issues alongside education and engagement campaigns.

Illegal dumping is the deliberate and unauthorised dumping, tipping or burying of waste on land that is not licensed or fit to accept that waste. As well as impacting amenity, illegal dumping can have significant negative environment impacts, including posing a risk to human health.

Litter and illegal dumping cause environmental, public health and safety issues and come at a significant cost to local communities, local governments and land managers.

We will work to manage litter and illegal dumping through enforcement, community education and control measures.

### Opportunities

#### Community engagement

The ABC's 2017 War on Waste series elevated the profile of waste and its impact on the environment. The show inspired national action across community organisations, businesses, schools, universities, and governments. War on Waste catalysed an explosion of cafes offering discounts for reusable cups, hospitality businesses removing single-use plastic straws, renewed recycling within schools and sparked millions of conversations that led to a huge push for change. This momentum has continued beyond the show with our communities more engaged, connected, and eager for change.

This level of engagement offers an excellent opportunity for us to work with our community to shape the future direction of waste.

#### Smart Technology

Embedding smart technology into our approach to waste and the development of a circular economy will support improved waste management practices, community education and engagement, customer responsiveness and drive service efficiencies.

Through technology, we will collect real time data to streamline our operations and respond to issues, share information with residents, and make better decisions to improve our service delivery and amenity. Investing in this technology can save us time and money while addressing our environmental and social objectives.

#### Collaboration

Through collaboration, common problems can be tackled with shared solutions, risks can be shared amongst collaborators and large-scale projects become more do-able, having meaningful impact and maximising effectiveness. The City of Stonnington is already collaborating with other local governments, state government, and our community to improve the local environment and address climate change. As an example, we have partnered with neighbouring local governments on collaborative waste contracts and we are working with a group of 11 other local governments to investigate best practice models for a reusable nappies program. We also provide support for on-ground projects through our Environmental Champions program.

Building on existing partnerships and creating new connections will help us work towards our low waste and circular economy future.

Challenges

**Waste Transfer Station**

Transfer stations are critical hubs for circular economic activity – they support jobs, recover materials for recycling and divert waste from landfill.

The Stonnington Waste Transfer Station is of regional significance and serves as a key waste centre in Victoria’s transfer station network, servicing Stonnington residents and others from neighbouring councils – it is also the smallest resource recovery centre in Victoria. The site and capacity constraints, and the inability to sort and store an extensive range of materials has resulted in low rates of resource recovery.

The City is exploring opportunities to expand and future-proof the transfer station against potential changes to the waste industry, drive circular economy outcomes, and ensure the centre continues to meet community needs.

Opportunities

**Advocacy**

Reducing zero waste and the shift to a circular economy are goals shared at national, state and local levels. This shared responsibility requires partnerships and a collaborative approach to drive change.

While Stonnington can influence the way waste and resources are managed at the local level, there are areas outside of our control, such as packaging design, managing problematic items, mandating recycled content, plus industry reforms and changes to local processing markets.

The City of Stonnington is committed to continuing advocacy for waste minimisation and resource recovery at state and federal government levels including exploring collaborative advocacy through partnerships such as the inner-city advocacy group, M9, and work with neighbouring local governments.



# Our city

The City of Stonnington is home to 106,278 residents. Our population is projected to grow to 143,257 by 2036.

Stonnington has a diverse range of housing types – mansions, single houses, townhouses, apartments and large blocks of social housing, all of which highlights the diversity of our community.

## Demographic profile

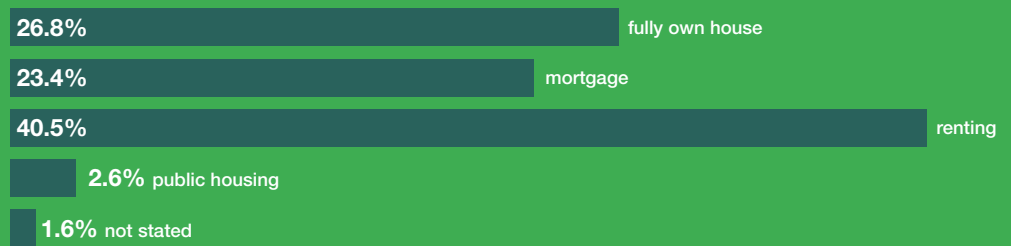
**Residents:**  
106,278

**Density:**  
41.46 persons per hectare

**Median age:** 35

**Household income:**  
\$1,942 median per week

## Home ownership



## Households

Average household size = 2.03



**18.5%**  
couples with children



**25.3%**  
couples without children



**5.9%**  
one-parent families



**37.3%**  
single-person households



**74.6%**  
medium and high-density housing

## Multi-unit developments

**Seventy per cent of homes in Stonnington are medium and high density and most Stonnington residents live in apartment buildings.**

This presents a particular challenge for waste management as many of these sites do not receive the Stonnington kerbside waste collection service, with collection not possible or considered impractical for our waste collection team or contractors. For these properties, a private collection contractor is required.

The City's Residential Waste Management Guidelines support developers to prepare a Waste Management Plan to manage the waste and resource recovery requirements of developments – to improve amenity, minimise bins in the public realm, and improve sustainability outcomes in our city. All new developments with residential properties need a waste management plan as part of their planning permit application.

Dwelling type



24.4% House



30.2% Low-Medium density apartments



44.4% High density apartment

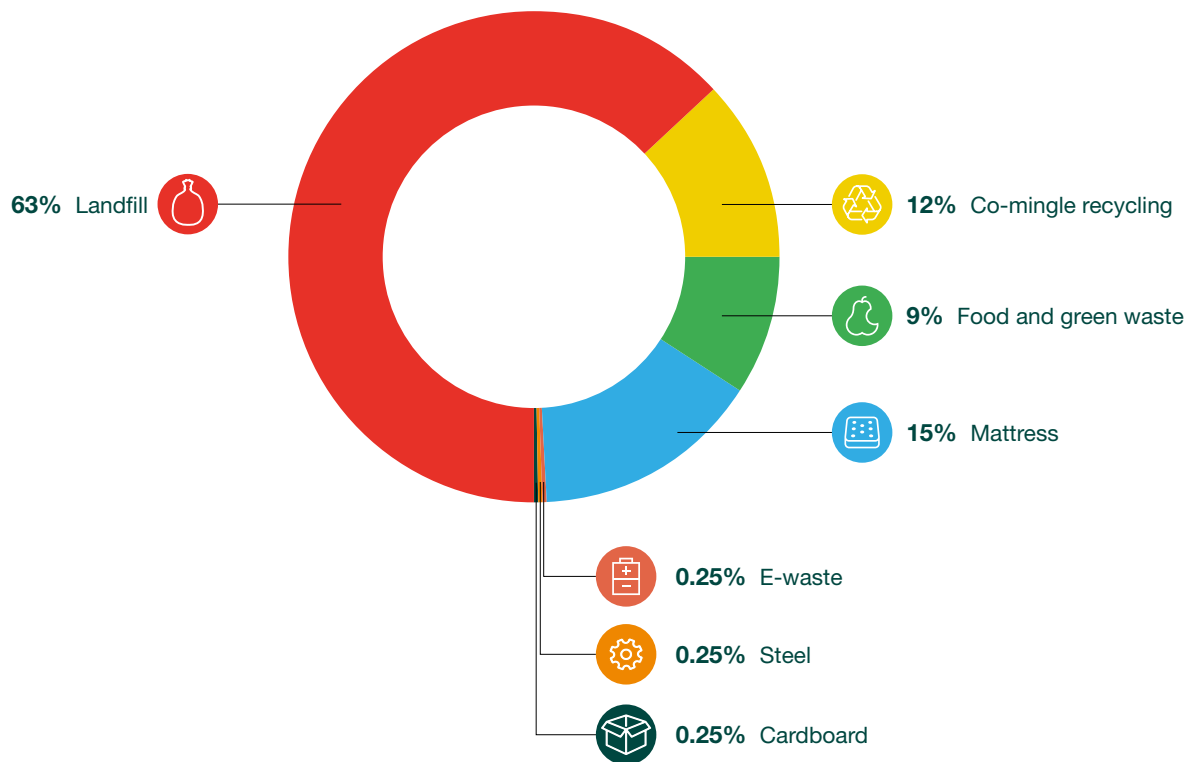
# Our waste profile



**Our waste management system includes kerbside and public place waste collection, processing and disposal, a twice-yearly hard waste service, the Waste Transfer Station, recycling stations and waste education and engagement initiatives.**

**The City's kerbside collection services approximately 60,000 households and businesses, out of 124,700 properties in the municipality.**

In 2020/21, a total of 36,142 tonnes of waste and resources were collected in Stonnington across our kerbside collection, blanket hard waste service, waste transfer station, public garbage and recycling bins and public recycling stations. Around 37 per cent was recycled or recovered.

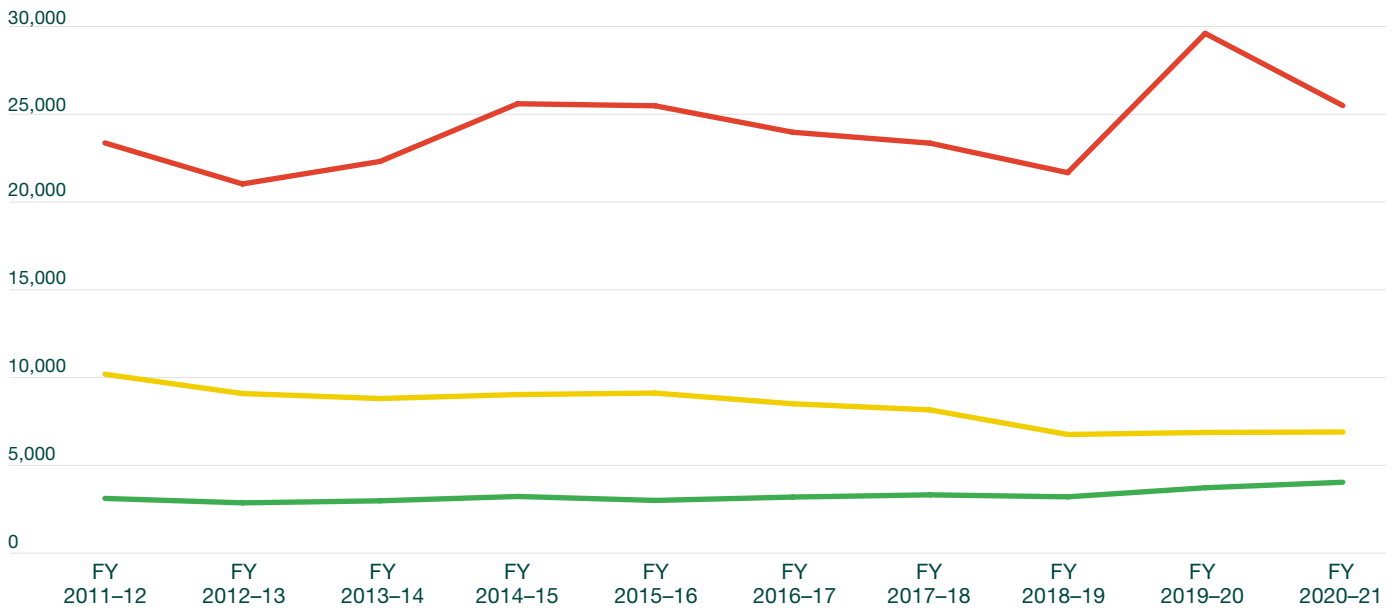


## Household waste trends

The chart below gives a snapshot of the total amounts of kerbside waste, recycling and food and green waste collected each year, by tonnes.

- » Over the past decade, the amount of garbage collected had been steadily declining except for a sharp increase in 2019–20 when issues in the recycling industry caused many recyclables to be sent to landfill and community trust in recycling was lost. Garbage volumes went back down the next year when the issues were resolved however, garbage amounts are still relatively high.
- » Similar to Victoria’s long-term recycling trends, Stonnington recycling tonnages have gradually reduced over time. This is likely due to the use of lightweight materials for containers, such as plastic instead of heavier materials such as glass.
- » The introduction of food waste in the garden waste service in March 2020 saw a slight increase in the total amount collected. Around 40 per cent of waste in Stonnington garbage bins is food and garden waste, meaning there is a huge opportunity to increase recycling through the food and green waste bin.

### Household waste trends



Rubbish



Recycling



Food and green waste



## At home – our kerbside service

Stonnington households are provided with a weekly garbage and fortnightly recycling bin. A fortnightly food and green waste bin can be ordered for an additional fee.

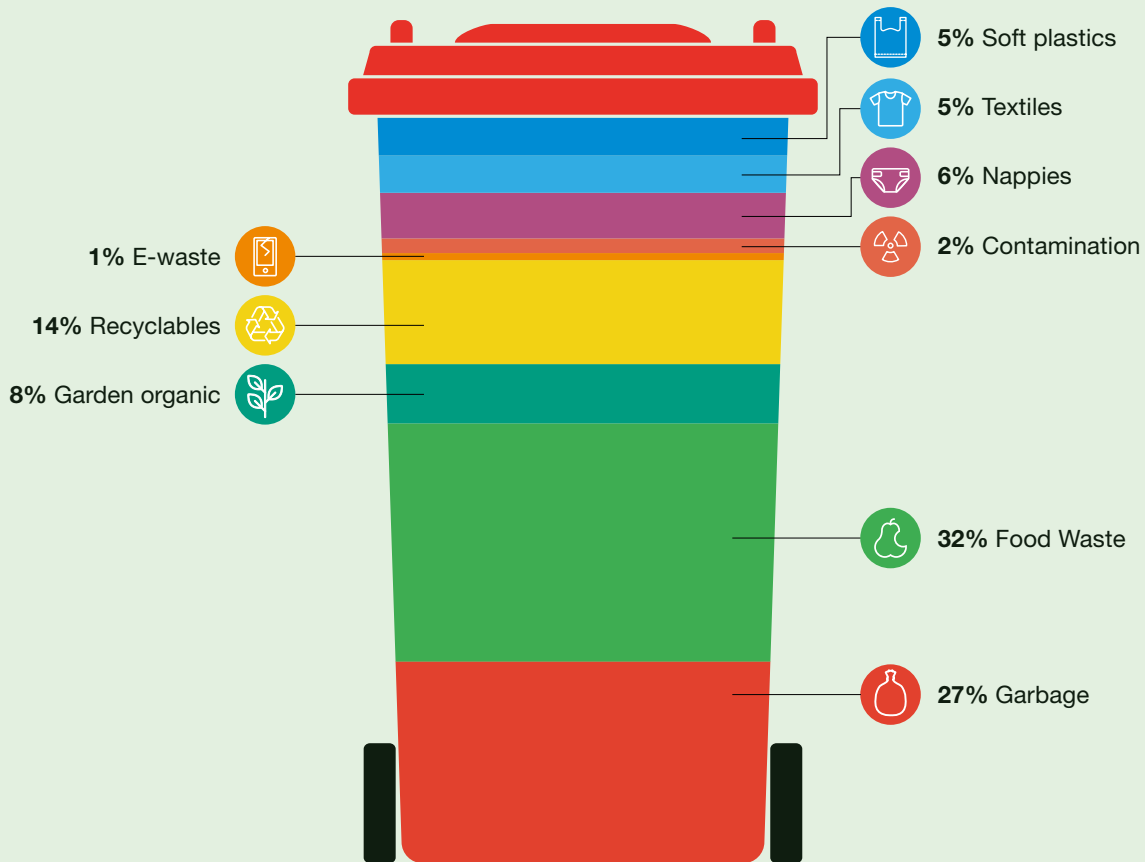
Bin type	<b>GARBAGE BIN</b> 120L	<b>RECYCLING BIN</b> 240L	<b>FOOD AND GREEN WASTE BIN (optional)</b> 120L or 240L
	 	 	 
	<p>Note: Council is progressively changing the colour of residential bins and lids to Australian bin standards to conform with the requirements of Recycling Victoria: A New Economy policy.</p>		
Collection frequency	Weekly collection	Fortnightly collection	Fortnightly collection
Amount collected in 2020–21	25,000 tonnes	6,900 tonnes	4,000 tonnes
Where it goes	Landfill	Materials Recovery Facility	Organics processing facility

**Garbage**

The average Stonnington household throws out around 416kg of garbage every year – less than the state average of 451kg and the metropolitan Melbourne average of 465kg.

There is huge opportunity for Stonnington households to reduce the amount of waste sent to landfill.

Only 27 per cent of Stonnington garbage is true waste, unable to be recovered through existing services or programs. The remaining 73 per cent of the bin content could be recovered through existing services, programs or household behaviour change.





## Co-mingled recycling

The average Stonnington household places around 167kg of material in their recycling bin each year. This is significantly less than the state average of 216kg and the metropolitan Melbourne average of 218kg.

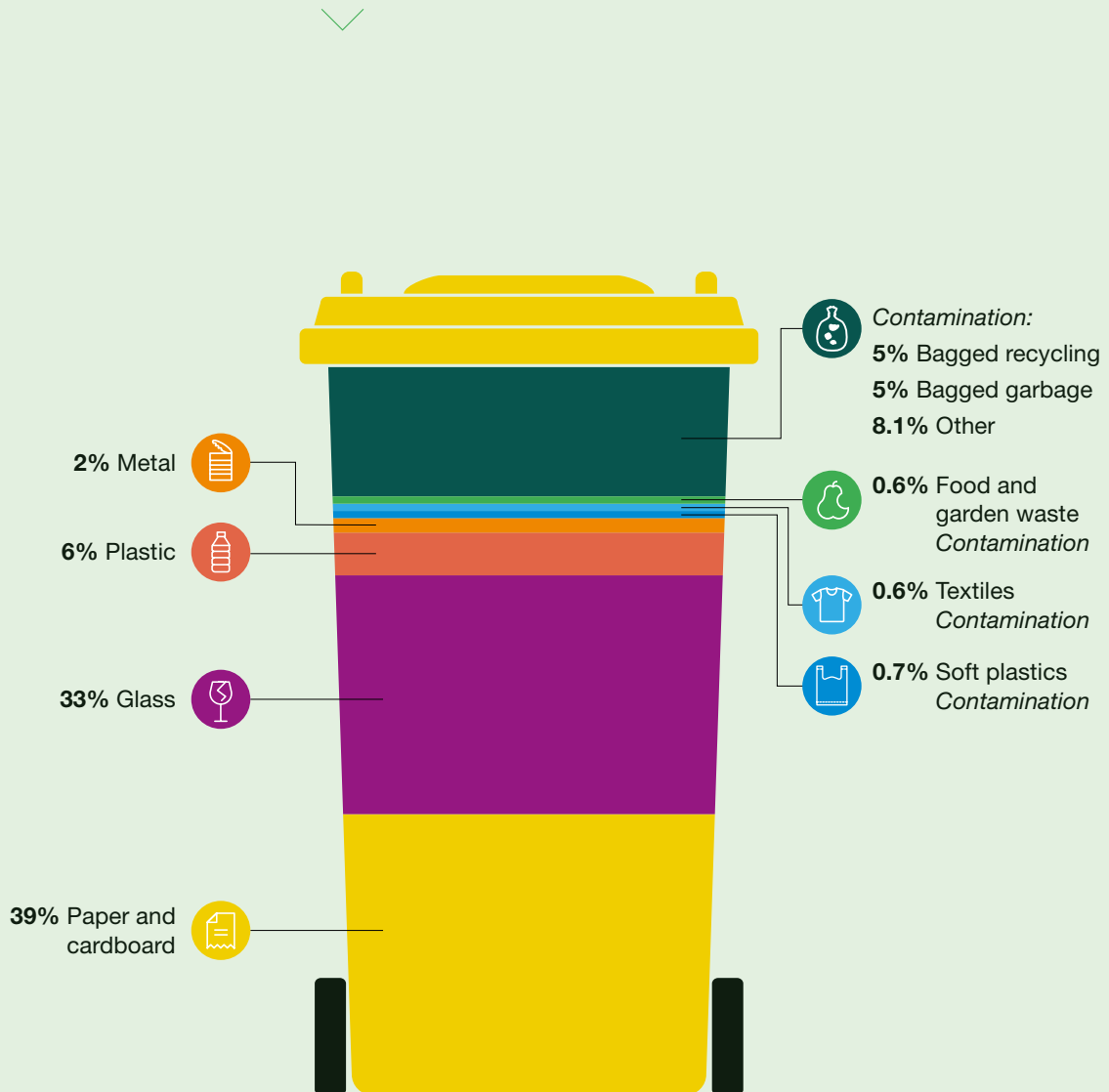
Our community is doing great work to recycle paper, cardboard and glass however, contamination is a big issue in Stonnington recycling bins.

Contamination occurs when incorrect items are placed in the bin.

According to a 2021 bin audit, contamination comprises around 20 per cent of the bin – much higher than the 2019/20 state average of 13.3 per cent. The main contaminants are bagged garbage (5 per cent) and bagged recycling (5 per cent).

Our high contamination rate is due to a number of factors including the large proportion of multi-unit dwellings in the municipality, which are known to have issues with correct use of waste streams due to shared bins. We also have uniquely coloured recycling bins, which may cause confusion to new residents of the municipality.

Also, the impact of COVID-19 lockdowns and working from home is likely to have had an impact on the type and amount of material placed in the kerbside recycling bin.





## Food and green waste

**The City of Stonnington expanded its opt-in kerbside garden waste service in March 2020 to include food scraps. In early 2021, 14,000 properties had subscribed to the food and green waste service.**

The average Stonnington household with a food and green waste service places around 319kg of food and green waste in their food and green waste bin each year. This is less than the state average of 355kg and the metropolitan Melbourne average of 357kg.

As food and green waste makes up around 40 per cent of the contents of garbage, efforts to increase uptake of the food and green waste service to maximise food waste recovery, will decrease waste to landfill and associated greenhouse gas emissions.

The average contamination rate of our food and green waste bins is nine per cent, mostly from non-compliant caddy liners, 'compostable' food packaging and packaged food. Educating residents to only use approved certified compostable liners for their food waste and removing other contaminants will help improve the quality of the material.



## Hard waste

**The City of Stonnington’s hard waste collection allows residents to place unwanted goods on the kerbside for collection and disposal by our contractors. To date, a blanket service has been offered in autumn and spring to collect garden organics, steel and metals, electronic waste (e-waste) and mattresses, which are collected, separated, and recycled by Council’s contractor. All other items are sent to landfill.**

Hard waste collected in 2021:

- » 50 tonnes green waste (recovered)
- » 55 tonnes scrap metal (recycled)
- » 7 tonnes e-waste (recycled)
- » 3,553 mattresses (recycled)
- » 682 tonnes hard waste sent to landfill including old furniture, broken items, etc

While many items collected through the hard waste service are recovered and recycled, there is still a considerable amount going to landfill.

Some items left out for collection are in good working order, others could be repaired and reused.

We will continue to provide options to increase the recovery of materials collected through the kerbside hard waste collection service, and make continual improvements to ensure a best practice model.



## Composting food waste at home

**While our kerbside food and green waste service offers a great option for many Stonnington households, composting food scraps at home is even better and you get to reap the rewards of the compost for your garden.**

- » Compost rebates are provided for a range of products through, including compost bins, worm farms and Bokashi systems to suit all levels of experience and householdtypes.
- » Residents living in apartments are eligible for our Apartment Composting Program, which provides up to three composting or worm farming units to apartment buildings for shared use. Residents are provided with an introductory workshop and ongoing support.
- » We also support and promote local communal composting facilities such as those at the Armadale Baptist Church community garden.



## Commercial waste

**Commercial properties with adequate kerbside space can access the City's kerbside waste services. Properties without adequate kerbside space are required to engage a private waste collector.**



## Waste transfer station

**The Stonnington waste transfer station receives waste from our operations as well as the general public. The waste transfer station accepts a range of recyclable items that are not accepted through the household recycling bin – such as car parts, motor oil, whitegoods, steel, light bulbs and e-waste, plus larger non-recyclable items such as furniture, timber and construction and building waste.**

## Public waste and recycling

The City of Stonnington provides bins for garbage and recycling in public spaces – parks, shopping strips and sports reserves. There are 900 public litter bins and 175 public recycling bins located across the city, of which eight have smart solar compacting technology supporting more efficient collection of bins.

Recycling stations for small electronic waste (e-waste) that cannot be recycled through kerbside bins are located at the Stonnington City Centre, Grattan Gardens Community Centre, Malvern Library, Phoenix Park Library, Prahran Library, Toorak/South Yarra Library, Prahran Aquatic Centre, Harold Holt Swim Centre and the Stonnington Waste Transfer Station. E-waste items accepted at drop off locations include batteries, mobile phones, cassette tapes, video tapes and x-rays.



## Waste service charge

A Waste Service Charge is applied to all rateable properties as detailed in the City of Stonnington's *Waste Collection Fees and Charges Policy*.

The waste service charge is inclusive of waste services that benefit all residents, regardless of whether they receive a kerbside waste service, and includes public litter and recycling bins, operation

of the waste transfer station, street cleaning, twice-yearly hard waste collection, waste education, and ongoing management of former landfills.

The waste charge is calculated on a full cost recovery basis, which means that if landfill costs reduce in future, charges will also reduce.



## Waste education

Stonnington delivers a range of programs, engagements and behaviour change initiatives to reduce waste and increase resource recovery. Examples of programs and activities currently offered include the apartment composting program, waste audits, waste and recycling events and signage and education materials such as bin calendars, newsletter articles and posters for apartment buildings.

## City of Stonnington action to date

**The City of Stonnington has been actively working for some time to reduce waste to landfill, increase resource recovery and move towards a circular economy.**

A snapshot of just a few of our achievements over the last two years:

1. Introduced food waste into the kerbside garden waste bin
2. Began using an asphalt containing recycled soft plastics in our road resurfacing program
3. Upgraded street furniture, decking and fencing with products containing recycled materials
4. Collaborated with other local governments on recycling and food and green waste contracts
5. Collected over 9.1 tonnes of small e-waste materials through our recycling stations
6. Subsidised 409 compost bins, worm farms and bokashi units to support food waste composting at home
7. Supported 10 new apartment buildings to compost food waste on-site through our apartment composting program
8. Conducted a comprehensive audit of Stonnington kerbside bins to build a better understanding of household waste practices
9. Collected 98 tonnes of electronic waste through the e-waste bin at our waste transfer station
10. Received *Recycling Victoria* grant funding to progress collaborative projects with other metropolitan Melbourne local governments:
  - » Reusable nappies feasibility
  - » Recycling in multi-unit developments
  - » Increasing recycled content in local government building and infrastructure projects





## A strategy to benefit all Victorians

**The City of Stonnington is committed to ensuring our policies, programs and services benefit everyone regardless of race, Aboriginality, religion, ethnicity, disability, age, sexual orientation or gender identity.**

Gender equality is achieved when all people regardless of gender can access and enjoy equal resources and opportunities. Research shows that waste has a gender bias and without due consideration, efforts to improve waste practices and outcomes in Stonnington could unfairly burden women<sup>1</sup>.

Behaviours and tasks in the home relating to waste generation and management (meal planning, shopping, clearing, sorting materials into different waste streams) fall under the wider category of household labour, for which women are unequally responsible<sup>2</sup>. Further, men – especially young men – tend to know less about waste and make more mistakes when recycling<sup>3</sup>.

Women are also more likely to be engaged in issues of sustainability and hold pro-environmental attitudes, which suggests they are more likely to engage with waste information, programs and services<sup>4</sup>.

The community education and engagement actions in this strategy will be carefully designed to meet the different needs of women, men and gender diverse people and create better and fairer outcomes.



## Aligning with the Sustainable Development Goals

**The United Nations Sustainable Development Goals (SDGs) are global principles adopted by the United Nations and countries around the world, including Australia, to guide action towards a more sustainable future for all. The 17 SDGs help provide an holistic approach to addressing global challenges such as poverty, climate change, clean energy, sustainable buildings, economic development and water use.**

This strategy directly aligns and supports many SDGs:

- » Good health and wellbeing (SDG 3)
- » Industry, innovation and infrastructure (SDG 9)
- » Sustainable cities and communities (SDG 11)
- » Responsible consumption and production (SDG 12)
- » Climate action (SDG 13)

This strategy also indirectly aligns with SDG 14: Life below water and SDG 15: Life on land.

1 Organo, V., Head, L., & Waitt, G., (2013). Who does the work in sustainable households? A time and gender analysis in New South Wales, Australia, *Gender, Place & Culture*, 20:5, 559-577, DOI: 10.1080/0966369X.2012.716401

2 The Household, Income and Labour Dynamics in Australia Survey [HILDA] (2019). *The Household, Income and Labour Dynamics in Australia Survey: Selected Findings from Waves 1 to 17*. Melbourne: Melbourne Institute of Applied Economic and Social Research, University of Melbourne.

3 Kantar Public. (2021). *Final Report for Part 3 Survey. Know your Recycling*. Prepared by David Spicer for Kantar Public and Sustainability Victoria.

4 Brough, A. R., Wilkie, J. E., Ma, J., Isaac, M. S., & Gal, D. (2016). Is eco-friendly unmanly? The green-feminine stereotype and its effect on sustainable consumption. *Journal of Consumer Research*, 43(4), 567-582.

# Our waste strategy



---

**The City of Stonnington is committed to rethinking and redesigning our systems and processes to shift into a new circular way of thinking about waste and resources, the ‘circular economy’.**

Aligned with international best practice, our strategy focuses on designing out waste and pollution, keeping products and materials in use at their highest possible value and regenerating natural systems.

This strategy outlines principles, priorities and actions towards a new way of thinking about waste, where resources are valued and kept in use for as long as possible. This strategy identifies the actions we will take to avoid and reduce waste, reuse as much as we can for as long as possible, maximise resource recovery to make waste history and transition to a circular economy over the next three years.

This strategy also includes actions that we, with our community, will work on to create a more sustainable future together with a strong focus on education, engagement and excellent service delivery.

The actions we have committed to in this strategy will help create a stronger, healthier, more connected and resilient city and support our climate emergency response.

Due to the current rate of policy and technological change, in 2025 the City of Stonnington will undertake a review of this strategy and revise the plan. The updated strategy will include a review of new policies, technology and feedback from key stakeholders.

The City will report on its progress against the priorities and the strategic objectives of this strategy through the annual Sustainability Snapshot.

**PRINCIPLES**

- » Leadership
- » Rethink and redesign our systems to support a circular city
- » Create a positive environmental impact
- » Work together for change

**PRIORITIES**

1. Avoid and reduce waste
2. Reuse for as long as possible
3. Recover and make waste history

**ACTIONS**

1. Implement Recycling Victoria reforms
2. Increase food and green waste recovery
3. Futureproof waste services and infrastructure
4. Manage residual waste
5. Empower our community
6. Drive Council policy reform
7. Advocate to federal and state governments
8. Transition to a circular economy

**Overarching principles**

- » **Leadership**  
Lead action and change at the local level.
- » **Rethink and redesign our systems to support a circular city**  
Drive an organisational and community-wide shift towards a circular economy.
- » **Create a positive environmental impact**  
Protect and restore ecosystems by using less, making better choices and regenerating nature.
- » **Work together for change**  
Partner, collaborate and advocate.

## Priority 1. Avoid and reduce waste

**Avoiding and reducing waste are the highest priorities on the waste hierarchy and are key first steps towards a circular economy.**

A huge effort is required to achieve this goal, including policy and purchasing shifts within the City of Stonnington and significant behavioural change within the community.

By reducing waste, we reduce our reliance on landfill, we minimise the environmental impacts of waste and we reduce the cost of waste services and disposal.

We can all eliminate waste by only purchasing essential items, avoiding disposable goods, single-use materials and packaging and by purchasing items that are recycled, recyclable, repairable, refillable and reusable.

Avoiding and reducing waste in our own operations will mean doing better with less. We can reduce our reliance on scarce resources and drive smarter resource use through our purchasing power. We can also support infrastructure, processes and products that are made to minimise water, energy and material use and reduce waste generation.

Despite efforts to avoid and reduce waste, there is still a certain amount of residual waste that cannot be recycled or recovered. At the moment, the only place for this waste is landfill. However planning for alternative waste treatments across the state is well underway and Stonnington is investigating options. Supporting these new technologies and processes will help recover resources that would otherwise be thrown away.



### Key directions:

- » Avoid disposable single-use materials and packaging.
- » Purchase items that are recycled, recyclable, repairable, refillable and reusable.
- » Support infrastructure, processes and products that are made to minimise water, energy and material use and reduce waste generation.
- » Support new technologies and processes, including alternative waste technology, to recover resources that would otherwise be thrown away.
- » Educate and engage the community to consume consciously and avoid creating waste.

### Targets

- » Reduce amount of residual waste created by Stonnington households by 20 per cent by 2030
- » Avoidable single-use plastics phased out of Stonnington buildings and services by 2025

### What you can do

1. Buy only what you need
2. Buy durable, reusable and recyclable products
3. Avoid purchasing single-use items



Ask yourself,  
do you really  
need it?

## Priority 2. Reuse for as long as possible

### Reuse is all about making the most of what we already have.

We can reduce our reliance on natural resources and become a more circular city by using what we have for as long as possible before we begin thinking about replacements or new items, therefore maximising the life of materials. This provides an excellent opportunity for innovation both within the City of Stonnington and in the wider community.

We can support reuse in our own operations by maintaining and repairing our assets to extend their life and ensure greater long-term use. We can update policies and procedures to allow for extended use, where appropriate,

and to prioritise products and materials that are designed to last and then be recycled. There are also innovative procurement options we can explore including sharing and leasing as well as turning unwanted materials (e.g. garden waste) into new products (e.g. compost).

The City of Stonnington will support our community to share, exchange and sell unwanted items, as well as keep items in use for as long as possible by repairing and upcycling.

Local businesses play a significant role in a circular city. Stonnington will support local business to transition, grow and thrive within a circular economy through capacity building, networks and information.

### Key directions:

- » Maintain and repair City of Stonnington assets to extend their life and ensure greater long-term use.
- » Update policies and procedures to allow for extended use and prioritise products and materials that are proven to be durable, repairable and upgradable.
- » Support our community to share, exchange and sell second-hand products and keep items in use for as long as possible.
- » Support local businesses to transition, grow and thrive within a circular economy.

### Targets

- » By 2025, circular economy objectives are embedded in all Council strategies, policies, plans and decision-making and service delivery.
- » At least 10 businesses have begun plans to reduce waste, increase material recovery and increase uptake/delivery of products designed for reuse or repair by 2025.
- » Support at least three community driven initiatives that reuse, repair and resell second-hand items by 2025.



### What you can do

1. Connect to Melbourne's buy, swap and sell online network (e.g. Facebook groups, Facebook Marketplace, Gumtree, etc)
2. Get broken items repaired – find a repair café or a local business
3. Choose secondhand



One person's  
trash is another's  
treasure!

## Priority 3. Recover and make waste history

**Following steps to reduce and avoid waste and reusing materials for as long – and as much – as possible, the last step is resource recovery.**

When items are placed in landfill, we lose the materials, energy and water used to make that item. Once an item reaches the end of its useful life, we can avoid creating waste by recovering the materials within it and giving them new life. This supports a circular economy by keeping materials in the ‘loop’.

As a large purchaser of goods and services, the City of Stonnington plays a key role in supporting the development of the local recycled economy and markets for recycled materials. While we already use recycled materials in our road resurfacing program, decking, street furniture and many other projects, we will continue to explore opportunities to increase our use of recycled content and encourage our community to do the same.

### Stonnington waste services, infrastructure and contracts

The City’s waste management services and infrastructure, including our kerbside bins, waste trucks, waste contracts, hard waste service and

waste transfer station, aim to facilitate maximum resource recovery. We will continuously review our services, contracts and infrastructure to ensure that resources are collected and sorted for maximum recovery and explore options to expand the range of materials collected for recovery.

Technology, data and innovation are key to supporting the continuous improvement of our waste services and infrastructure by improving efficiencies, supporting education, identifying issues and enabling us to be more responsive to our community.

### Delivering on Recycling Victoria reforms

Recycling Victoria reforms aim to increase resource recovery by ensuring quality materials through separate streams. Stonnington is committed to working with the state government to implement these changes, including expanding our food and green waste service and providing options for apartment residents to recover their food waste. We will also introduce a glass recycling stream through an initial trial to ensure a service that aligns with what our community wants and needs.

### Key directions:

- » Ensure resources are collected and sorted to maximise recovery.
- » Use technology and innovation to drive change and support continuous improvement.
- » Deliver on Recycling Victoria policy reforms.
- » Increase Stonnington use of recycled materials and encourage our community to do the same.
- » Advocate for change through federal and state governments to improve waste and resource recovery outcomes for all.

### Targets

- » By 2025, 65 per cent of materials collected through kerbside waste services will be diverted from landfill and 80% by 2030.
- » By 2030, 80 per cent of materials from all of the city’s waste services will be diverted from landfill
- » Recycling contamination level is equal to or less than 10% by 2025 and 5% by 2030.
- » Food and green waste contamination level is equal to or less than 5% by 2025 and 1% by 2030.
- » By 2025, 50% of food and green waste will be recovered from properties serviced by Council and 80% by 2030.



### What you can do

1. Recycle right – check our website if you’re unsure about what goes in each bin
2. Buy items made out of recycled materials and that are recyclable
3. Recover your food waste – get a compost bin or worm farm or sign up to our food and green waste service



Let’s get  
waste sorted.

## Our action plan

The following plan outlines priority actions that the City of Stonnington will focus on over the next three years to avoid and reduce waste, increase reuse and maximise resource recovery. Some of these actions are already underway across the organisation. Some actions will require additional budget. In these cases, a business case will be developed and budget approval sought through the annual financial budget process.

### Towards 2030

Due to the current rate of policy and technological change, in 2025 we will review this action plan and strategic direction to develop a revised strategy. The updated strategy will include a review of new policies, technology and feedback from key stakeholders.

The City of Stonnington will report on its progress against the priorities and actions of this strategy through the annual Sustainability Snapshot.

No.	Action	Timeframe	Funding	Cost: \$ Low \$0-\$50k \$\$ Medium \$50k-\$250k \$\$\$ High >\$250k	Delivery	Partners
<b>1. Implement Recycling Victoria reforms</b>						
1.1	<p><b>Provide opportunities for all City of Stonnington serviced households to recover food waste by 2024.</b></p> <ul style="list-style-type: none"> <li>» Expand kerbside food and green waste service to all suitable households.</li> <li>» Trial local composting options in high density areas.</li> <li>» Continue to provide subsidised compost bins, worm farms, etc.</li> </ul>	2022–2024	Existing and New	\$\$\$	<ul style="list-style-type: none"> <li>» Waste Management</li> <li>» Climate, Sustainability &amp; City Greening</li> </ul>	<ul style="list-style-type: none"> <li>» Victorian Government</li> <li>» Local Governments</li> <li>» Stonnington community</li> </ul>
1.2	<p><b>Introduce a glass recycling service by 2026.</b></p> <ul style="list-style-type: none"> <li>» Trial a glass service for houses and apartment buildings.</li> <li>» Investigate options for glass drop-off location/s.</li> </ul>	2025–2026	Existing and New	\$\$\$	<ul style="list-style-type: none"> <li>» Waste Management</li> <li>» Climate, Sustainability &amp; City Greening</li> </ul>	<ul style="list-style-type: none"> <li>» Victorian Government</li> <li>» Local Governments</li> <li>» Stonnington community</li> </ul>
1.3	<p><b>Upgrade kerbside bins to comply with Victorian standards by 2025.</b></p> <ul style="list-style-type: none"> <li>» Changeover food and green waste bins to lime green lids by 2022.</li> <li>» Changeover recycling bin lids to yellow by 2023.</li> <li>» Changeover garbage bin lids to red by 2023.</li> </ul>	2022–2023	Existing and New	\$\$\$	<ul style="list-style-type: none"> <li>» Waste Management</li> <li>» Climate, Sustainability &amp; City Greening</li> </ul>	<ul style="list-style-type: none"> <li>» Victorian Government</li> <li>» Local Governments</li> <li>» Stonnington community</li> </ul>
1.4	<p><b>Support the implementation of the container deposit scheme.</b></p> <p><i>Specific actions to be determined once model is finalised.</i></p>	2022–2023 (ongoing)	New	TBC	<ul style="list-style-type: none"> <li>» Waste Management</li> <li>» Climate, Sustainability &amp; City Greening</li> </ul>	<ul style="list-style-type: none"> <li>» Victorian Government</li> <li>» Local Governments</li> <li>» Stonnington community</li> </ul>
1.5	<p><b>Support the standardisation of bin contents to reduce contamination.</b></p> <ul style="list-style-type: none"> <li>» Align recycling and food and green waste collection and contracts to match standard bin content lists.</li> <li>» Update waste education materials to reflect standard bin contents.</li> </ul>	2022	New	Nil	<ul style="list-style-type: none"> <li>» Waste Management</li> <li>» Climate, Sustainability &amp; City Greening</li> </ul>	<ul style="list-style-type: none"> <li>» Victorian Government</li> <li>» Local Governments</li> <li>» Stonnington community</li> </ul>



No.	Action	Timeframe	Funding:	Cost \$ Low \$0-\$50k \$\$ Medium \$50k-\$250k \$\$\$ High >\$250k	Delivery	Partners
-----	--------	-----------	----------	---	----------	----------

## 2. Increase food and green waste recovery

2.1	<p><b>Reduce the amount of food waste created and reduce the amount of food waste sent to landfill.</b></p> <ul style="list-style-type: none"> <li>» Develop and deliver an engaging education and behaviour change program to maximise the recovery of food and green waste through kerbside food and green waste service and other localised composting options.</li> <li>» Investigate options to support local businesses to reduce food waste and divert food waste from landfill including possibility of Council collection of food waste.</li> <li>» Investigate options to support local schools and early learning centres to reduce food waste and divert food waste from landfill.</li> <li>» Investigate options to support apartment buildings to recycle and compost food waste on-site.</li> </ul>	2022–2024	Existing and New	\$\$	<ul style="list-style-type: none"> <li>» Waste Management</li> <li>» Climate, Sustainability &amp; City Greening</li> <li>» Community Services</li> <li>» Community &amp; Wellbeing</li> <li>» Economic &amp; Place Development</li> </ul>	<ul style="list-style-type: none"> <li>» Victorian Government</li> <li>» Local Governments</li> <li>» Stonnington community</li> <li>» Schools</li> <li>» Businesses</li> </ul>
-----	--	-----------	------------------	------	--	---

## 3. Futureproof waste services and infrastructure

3.1	<p><b>Ensure services and infrastructure support maximum resource recovery:</b></p> <ul style="list-style-type: none"> <li>» Develop a business case to expand the Waste Transfer Station and the range of materials accepted.</li> <li>» Review waste service collection frequencies to increase resource recovery and efficiencies.</li> <li>» Review and improve recycling stations to maximise recovery.</li> <li>» Continue to review and improve waste management at City of Stonnington events and events on Stonnington land.</li> </ul>	2022–2024	Existing and New	\$\$	<ul style="list-style-type: none"> <li>» Waste Management</li> <li>» Climate, Sustainability &amp; City Greening</li> <li>» Events, Arts &amp; Culture</li> </ul>	<ul style="list-style-type: none"> <li>» Victorian Government</li> <li>» Local Governments</li> <li>» Stonnington community</li> </ul>
3.2	<p><b>Continue to seek improvements, advancements and innovation in waste service contracts, including to seek opportunities to increase the range of materials to be recovered.</b></p> <ul style="list-style-type: none"> <li>» Explore opportunities for collaborative waste contracts with other local governments to ensure best value and consistency.</li> </ul>	Ongoing	Existing	Nil	<ul style="list-style-type: none"> <li>» Waste Management</li> <li>» Climate, Sustainability &amp; City Greening</li> </ul>	<ul style="list-style-type: none"> <li>» Local Governments</li> </ul>

No.	Action	Timeframe:	Funding:	Cost: \$ Low \$0-\$50k \$\$ Medium \$50k-\$250k \$\$\$ High >\$250k	Delivery	Partners
<b>3. Futureproof waste services and infrastructure (continued)</b>						
<b>3.3</b>	<p><b>Drive smart city waste solutions:</b></p> <ul style="list-style-type: none"> <li>» Increase use of mobile apps to support community information and education.</li> <li>» Continue to explore smart street waste bins to improve asset management, enable community feedback and improve service efficiencies.</li> <li>» Explore options to improve data collection and monitoring of waste services.</li> <li>» Partner with Stonnington's waste contractors to improve service delivery through innovation and technology.</li> <li>» Explore options for smart kerbside waste bins to improve asset management, enable community feedback and improve service delivery.</li> </ul>	2022–2024	Existing and New	\$\$	<ul style="list-style-type: none"> <li>» Waste Management</li> <li>» Climate, Sustainability &amp; City Greening</li> <li>» Digital Transformation</li> </ul>	<ul style="list-style-type: none"> <li>» Local Governments</li> <li>» Waste contractors</li> </ul>
<b>4. Manage residual waste</b>						
<b>4.1</b>	<p><b>Investigate long term alternatives to landfill for residual waste:</b></p> <ul style="list-style-type: none"> <li>» Undertake a feasibility study of alternative waste options</li> <li>» Explore collaboration options for alternative waste treatment with other local governments</li> </ul>	2022–2024	Existing	\$	<ul style="list-style-type: none"> <li>» Waste Management</li> <li>» Climate, Sustainability &amp; City Greening</li> </ul>	<ul style="list-style-type: none"> <li>» Victorian government</li> <li>» Local Governments</li> </ul>
<b>4.2</b>	<p><b>Improve the recovery and recycling of difficult to recycle materials</b></p> <ul style="list-style-type: none"> <li>» Create opportunities for the collection of mattresses, paint, textiles and clothing, household chemicals, nappies and soft plastics</li> <li>» Review and improve the hard waste collection service</li> </ul>	Ongoing	Existing	\$	<ul style="list-style-type: none"> <li>» Waste Management</li> <li>» Climate, Sustainability &amp; City Greening</li> </ul>	<ul style="list-style-type: none"> <li>» Local Governments</li> </ul>
<b>4.3</b>	<p><b>Investigate levers and incentives to encourage households to reduce waste generation</b></p> <ul style="list-style-type: none"> <li>» Investigate possibility of smaller garbage bins for households</li> <li>» Review the waste collection fees and charges policy for opportunities to reward households that create less waste</li> </ul>	2022–ongoing	Existing	\$	<ul style="list-style-type: none"> <li>» Waste Management</li> <li>» Climate, Sustainability &amp; City Greening</li> </ul>	<ul style="list-style-type: none"> <li>» Stonnington Community</li> </ul>

No.	Action	Timeframe:	Funding:	Cost: \$ Low \$0-\$50k \$\$ Medium \$50k-\$250k \$\$\$ High >\$250k	Delivery	Partners
<b>5. Empower our community</b>						
5.1	<p><b>Develop and deliver community engagement and behaviour change programs to support:</b></p> <ul style="list-style-type: none"> <li>» Waste avoidance, including single-use plastics and reducing food waste</li> <li>» Conscious consumption (e.g. reusable nappies)</li> <li>» Reducing contamination in recycling and food and green waste bins</li> <li>» Increasing resource recovery by recycling right at home and drop-off locations</li> <li>» Increasing participation in the food and green waste service</li> <li>» Buying recycled and recyclable products</li> </ul> <p>Ensure information is accessible to people with disability and people with English as a second language.</p> <p>Target communications, engagement and behaviour change initiatives to key audiences including schools and hard to reach audiences.</p>	Ongoing	Existing	\$	<ul style="list-style-type: none"> <li>» Waste Management</li> <li>» Climate, Sustainability &amp; City Greening</li> </ul>	<ul style="list-style-type: none"> <li>» Victorian government</li> <li>» Local Governments</li> </ul>
5.2	<p><b>Develop and deliver business engagement and support programs:</b></p> <ul style="list-style-type: none"> <li>» Waste avoidance, including single-use plastics and reducing food waste</li> <li>» Reducing contamination in recycling bins</li> <li>» Increasing resource recovering by recycling right</li> <li>» Buying recycled and recyclable products</li> </ul>	2022–2025	Existing	\$	<ul style="list-style-type: none"> <li>» Waste Management</li> <li>» Climate, Sustainability &amp; City Greening</li> <li>» Economic &amp; Place Development</li> <li>» Environmental Health</li> <li>» Local Laws</li> </ul>	<ul style="list-style-type: none"> <li>» Local businesses</li> <li>» Victorian government</li> <li>» Local Governments</li> </ul>
5.3	<p><b>Develop a program and deliver a program to support local schools and early learning centres to avoid and reduce waste, aligned with the Victorian Government's Resource Smart Schools program.</b></p>	Ongoing	Existing	\$	<ul style="list-style-type: none"> <li>» Climate, Sustainability &amp; City Greening</li> </ul>	<ul style="list-style-type: none"> <li>» Victorian government</li> <li>» Schools</li> <li>» Early Learning Centres</li> </ul>


No.	Action	Timeframe	Funding	Cost: \$ Low \$0-\$50k \$\$ Medium \$50k-\$250k \$\$\$ High >\$250k	Delivery	Partners
<b>5. Empower our community (continued)</b>						
5.4	<p><b>Prevent and reduce littering and illegal dumping through proactive education, infrastructure and enforcement</b></p> <ul style="list-style-type: none"> <li>» Encourage correct disposal of waste through a litter and illegal dumping behaviour change campaign</li> <li>» Review and update the blanket hard waste flyer and website</li> <li>» Monitor illegal dumping hot spots and undertake enforcement measures when appropriate</li> <li>» Support litter pick up groups and activities including Clean Up Australia Day and Love our Streets</li> </ul>	2022–ongoing	Existing	\$	<ul style="list-style-type: none"> <li>» Climate, Sustainability &amp; City Greening</li> <li>» Waste Management</li> <li>» Communications &amp; Engagement</li> </ul>	<ul style="list-style-type: none"> <li>» Keep Victoria Beautiful</li> <li>» Environment Protection Agency Victoria</li> <li>» Clean Up Australia Day</li> <li>» Community organisations</li> </ul>
5.5	<p><b>Explore options to improve waste management infrastructure and facilitate resource recovery in existing multi-unit developments and social and public housing.</b></p>	Ongoing	Existing and New	\$\$	<ul style="list-style-type: none"> <li>» Climate, Sustainability &amp; City Greening</li> <li>» Waste Management</li> </ul>	<ul style="list-style-type: none"> <li>» Local Governments</li> </ul>
5.6	<p><b>Develop and implement a program to support the community to eliminate the use and distribution of single-use plastic items, in line with the Victorian single-use plastics ban to begin in 2023.</b></p>	2022–ongoing	Existing	\$	<ul style="list-style-type: none"> <li>» Climate, Sustainability &amp; City Greening</li> <li>» Communications &amp; Engagement</li> </ul>	<ul style="list-style-type: none"> <li>» Victorian government</li> <li>» Stonnington community</li> </ul>
<b>6. Drive City of Stonnington policy reform</b>						
6.1	<p><b>Undertake a review of Council policies, purchasing procedures and documentation and update to prioritise waste avoidance, reduction, and extended use where appropriate.</b></p> <ul style="list-style-type: none"> <li>» review and update Council's procurement policy and related asset management policies and procedures to support resource recovery.</li> <li>» build the capacity of Stonnington staff to ensure purchasing decisions, programs, policies and service delivery align with our circular economy objectives.</li> <li>» educate and engage Stonnington staff on waste and recycling issues so they can be champions in the community.</li> </ul>	Ongoing	Existing	Nil	<ul style="list-style-type: none"> <li>» Climate, Sustainability &amp; City Greening Procurement</li> <li>» Project Management &amp; Delivery</li> <li>» Waste Management</li> </ul>	

No.	Action	Timeframe	Funding	Cost: \$ Low \$0-\$50k \$\$ Medium \$50k-\$250k \$\$\$ High >\$250k	Delivery	Partners
<b>6. Drive City of Stonnington policy reform (<i>continued</i>)</b>						
6.2	<p><b>Increase use of recycled content in City of Stonnington building and infrastructure projects:</b></p> <ul style="list-style-type: none"> <li>» Implement our Sustainable Assets Policy to drive circular economy objectives throughout City of Stonnington assets.</li> <li>» update tender specifications to increase use of recycled materials in City of Stonnington building and infrastructure projects.</li> </ul>	Ongoing	Existing		<ul style="list-style-type: none"> <li>» Climate, Sustainability &amp; City Greening</li> <li>» Project Management &amp; Delivery</li> <li>» Procurement</li> </ul>	<ul style="list-style-type: none"> <li>» Victorian government</li> </ul>
6.3	<p><b>Strengthen our planning system to maximise resource recovery:</b></p> <ul style="list-style-type: none"> <li>» update our Waste Management Guidelines to lead best waste management practice and ensure they reflect the Recycling Victoria reforms.</li> <li>» continue to collaborate with Victorian local governments and the Council Alliance for a Sustainable Built Environment (CASBE) on a project to elevate environmentally sustainable development targets for new development.</li> <li>» ensure strategic planning for Stonnington activity centres and the broader municipality support a transition to a circular economy.</li> </ul>	2022–ongoing	Existing	\$	<ul style="list-style-type: none"> <li>» Climate, Sustainability &amp; City Greening</li> <li>» Waste Management</li> <li>» Project Management &amp; Delivery</li> <li>» Local Laws</li> <li>» Statutory Planning</li> </ul>	<ul style="list-style-type: none"> <li>» Local Governments</li> <li>» Council Alliance for a Sustainable Built Environment</li> </ul>
6.4	<p><b>Phase out problematic single-use plastics within City of Stonnington operations and venues:</b></p> <ul style="list-style-type: none"> <li>» Implement a single-use plastics policy for all Stonnington buildings, facilities, events and City of Stonnington managed lands</li> <li>» Develop and implement a program to support the elimination, use and distribution of single-use plastic items, in line with the Victorian single-use plastics ban to begin in 2023.</li> </ul>	2022–ongoing	Existing	\$	<ul style="list-style-type: none"> <li>» Climate, Sustainability &amp; City Greening</li> </ul>	<ul style="list-style-type: none"> <li>» Victorian Government</li> <li>» Stonnington Community</li> </ul>

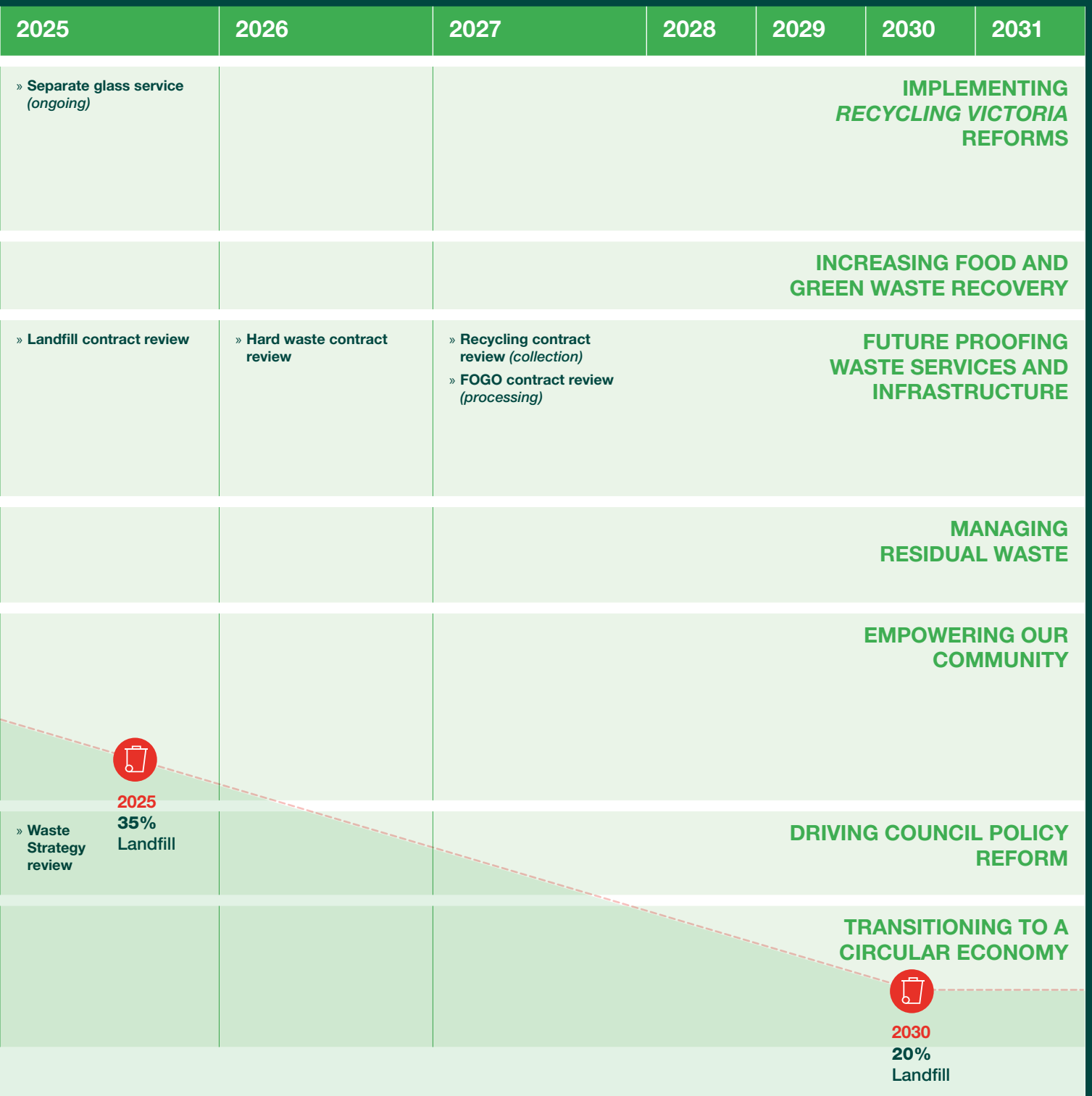
No.	Action	Timeframe	Funding	Cost: \$ Low \$0-\$50k \$\$ Medium \$50k-\$250k \$\$\$ High >\$250k	Delivery	Partners
<b>7. Advocate to federal and state governments</b>						
7.1	<p><b>Advocate to the Australian Government to improve waste management and resource recovery through:</b></p> <ul style="list-style-type: none"> <li>» product stewardship schemes for priority items including single-use plastics, disposable nappies, polystyrene, textiles and e-waste</li> <li>» import bans of materials or products that cannot be reused, recovered or recycled locally where alternatives are widely available</li> <li>» national framework to standardising container deposit schemes.</li> </ul>	Ongoing	Existing	Nil	<ul style="list-style-type: none"> <li>» Climate, Sustainability &amp; City Greening</li> <li>» Waste Management</li> </ul>	<ul style="list-style-type: none"> <li>» Australian Government</li> <li>» Local Governments</li> <li>» Municipal Association of Victoria</li> </ul>
7.2	<p><b>Advocate to the Victorian Government to improve waste management and resource recovery through:</b></p> <ul style="list-style-type: none"> <li>» extending capacity of existing landfills</li> <li>» funding support for Recycling Victoria reforms</li> <li>» creating market conditions to enable alternative landfill technologies</li> <li>» City of Stonnington representation at the Waste Authority's reference groups</li> <li>» state-wide illegal dumping campaigns and support for local government resources to address dumping hot spots</li> <li>» State advancement of national bans of difficult to recycle materials with widely available alternatives</li> <li>» expanded items banned under the Single-use Plastics Ban.</li> <li>» expanded container deposit scheme through increase of eligible containers and the container refund.</li> <li>» landfill levy use to support local governments to deliver waste reforms and support investment in innovative waste technologies</li> <li>» amendments to the Victorian Planning Scheme to improve waste management that drives resource recovery in multi-unit developments</li> <li>» circular economy opportunities to enable waste avoidance through the whole supply chain</li> </ul>	Ongoing	Existing	Nil	<ul style="list-style-type: none"> <li>» Climate, Sustainability &amp; City Greening</li> <li>» Waste Management</li> </ul>	<ul style="list-style-type: none"> <li>» Victorian Government</li> <li>» M9</li> <li>» Local Governments</li> <li>» Municipal Association of Victoria</li> </ul>

No.	Action	Timeframe	Funding	Cost: \$ Low \$0-\$50k \$\$ Medium \$50k-\$250k \$\$\$ High >\$250k	Delivery	Partners
<b>8. Transition to a circular economy</b>						
8.1	<p><b>Develop and deliver community engagement and behaviour change programs to support:</b></p> <ul style="list-style-type: none"> <li>» reuse at home, including maintaining household assets to extend their life</li> <li>» ensure information is accessible by people with disabilities and people with English as a second language.</li> <li>» target communications, engagement and behaviour change initiatives to key audiences including schools and hard to reach audiences.</li> </ul>	Ongoing	Existing	\$	<ul style="list-style-type: none"> <li>» Climate, Sustainability &amp; City Greening</li> </ul>	<ul style="list-style-type: none"> <li>» Local Governments</li> <li>» Victorian government</li> <li>» Stonnington community</li> </ul>
8.2	<p><b>Empower the community to participate in a circular economy by promoting opportunities and providing support through grants, networks, education and resources.</b></p>	Ongoing	Existing	\$	<ul style="list-style-type: none"> <li>» Climate, Sustainability &amp; City Greening</li> <li>» Waste Management</li> </ul>	<ul style="list-style-type: none"> <li>» Community organisations</li> </ul>
8.3	<p><b>Support local businesses to transition to a circular economy.</b></p> <ul style="list-style-type: none"> <li>» develop and deliver a business circular economy engagement and capacity building program.</li> <li>» share local case studies, promote circular economy networks and opportunities to local businesses and business networks.</li> <li>» Facilitate business innovation and product testing opportunities.</li> </ul>	2022–2024	Existing	\$	<ul style="list-style-type: none"> <li>» Climate, Sustainability &amp; City Greening</li> <li>» Waste Management</li> <li>» Economic &amp; Place Development</li> <li>» Communications</li> </ul>	<ul style="list-style-type: none"> <li>» Trader associations</li> <li>» Businesses</li> </ul>
8.4	<p><b>Develop Stonnington’s capacity to transition to a circular economy</b></p> <ul style="list-style-type: none"> <li>» complete a materials flow analysis to understand how and where materials are used, in order to identify opportunities to reduce resource use, create jobs and keep materials at their highest value.</li> <li>» celebrate and promote circular economy initiatives and opportunities.</li> </ul>	2022–ongoing	Existing	\$	<ul style="list-style-type: none"> <li>» Climate, Sustainability &amp; City Greening</li> <li>» Waste Management</li> <li>» Procurement</li> <li>» Project Management &amp; Delivery</li> </ul>	<ul style="list-style-type: none"> <li>» Local Governments</li> <li>» Victorian government</li> <li>» Council suppliers</li> </ul>

# Waste strategy roadmap

2021	2022	2023	2024
	<ul style="list-style-type: none"> <li>» FOGO bin changeover</li> <li>» Waste levy increase</li> </ul>	<ul style="list-style-type: none"> <li>» Recycling lid changeover</li> <li>» Container Deposit Scheme <i>(ongoing)</i></li> <li>» Single-Use Plastics ban <i>(ongoing)</i></li> <li>» Waste levy increase</li> <li>» Garbage lid changeover</li> </ul>	<ul style="list-style-type: none"> <li>» Garbage lid changeover</li> </ul>
	<ul style="list-style-type: none"> <li>» Service expansion campaign</li> <li>» Alternatives trials (22–23)</li> </ul>		<ul style="list-style-type: none"> <li>» Universal FOGO service for all Council serviced properties</li> </ul>
	<ul style="list-style-type: none"> <li>» Waste Transfer Station upgrade business case</li> <li>» Waste truck tech improvements</li> <li>» Smart City opportunities</li> <li>» Recycling start <i>(collection/processing)</i></li> <li>» FOGO start <i>(processing)</i></li> </ul>	<ul style="list-style-type: none"> <li>» Kerbside frequency review</li> </ul>	<ul style="list-style-type: none"> <li>» Waste Transfer Station upgrades <i>(ongoing)</i></li> <li>» Review of materials accepted in recycling stations <i>(ongoing)</i></li> <li>» Review of materials recycled via hard waste <i>(ongoing)</i></li> <li>» Recycling contract review <i>(processing)</i></li> </ul>
 <p><b>2021</b> 63% Landfill</p>	<ul style="list-style-type: none"> <li>» Exploring alternatives to landfill</li> <li>» Nappies feasibility</li> <li>» Sanitary products feasibility</li> </ul>	<ul style="list-style-type: none"> <li>» Cross-council reusable nappy trial</li> <li>» Council soft plastics program <i>(ongoing)</i></li> </ul>	
	<ul style="list-style-type: none"> <li>» Contamination and resource recovery engagement <i>(ongoing)</i></li> <li>» Planning reforms advocacy</li> <li>» Waste reforms advocacy <i>(ongoing)</i></li> <li>» Kerbside standard acceptance lists advocacy</li> <li>» Waste engagement and behaviour change programs for households, businesses, community groups, schools, sports clubs, etc. <i>(ongoing)</i></li> <li>» Collaborative multi-unit developments intervention (22–23)</li> </ul>		
	<ul style="list-style-type: none"> <li>» Procurement Policy update</li> <li>» Waste Guidelines update</li> <li>» Annual waste charge review <i>(ongoing)</i></li> </ul>	<ul style="list-style-type: none"> <li>» Council Plastics Policy <i>(ongoing)</i></li> </ul>	
	<ul style="list-style-type: none"> <li>» Support for community circular + share economy <i>(ongoing)</i></li> <li>» Increased use of recycled content in Council building and infrastructure projects <i>(ongoing)</i></li> <li>» Business circular economy capacity building <i>(ongoing)</i></li> <li>» Rethinking and redesigning systems to transition to a circular economy <i>(ongoing)</i></li> </ul>		







City of  
**STONNINGTON**

**Stonnington City Centre**

311 Glenferrie Road, Malvern

**Stonnington Services and Visitor Hub**

Chatham Street, Prahran Square, Prahran

**Open**

Monday to Friday, 8.30am to 5pm

T 8290 1333 F 9521 2255

PO Box 58, Malvern Victoria 3144

[council@stonnington.vic.gov.au](mailto:council@stonnington.vic.gov.au)

**Stonnington Waste Transfer Station**

43 Weir Street, Malvern

Sunday to Friday, 10am to 3.30pm

Saturday, 9am to 3pm

[stonnington.vic.gov.au](http://stonnington.vic.gov.au)